

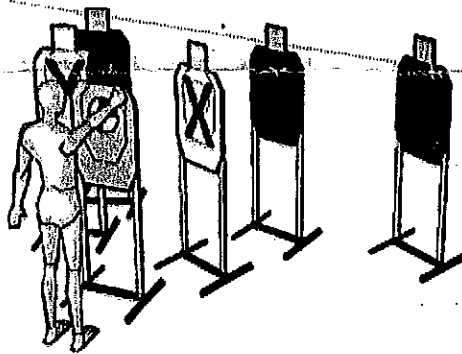
**STAGE 1**  
**"Tight Quarters"**  
**Concealment Required-Unlimited Scoring**  
**Minimum 8 rounds**

**Premise:** You're attending a party when some unruly guests arrive. You try to defuse the situation but, diplomacy fails. Defend yourself and the other party guests.

**Start position:** Standing in front of T-1, dominant hand on shoulder of T-1.

**Procedure:** At the signal, take one normal step back from T-1 and engage with 2 rounds to the body. Then engage the remaining targets with a minimum of 2 rounds to each head in tactical priority.

**NOTE:** 1 procedural penalty will be assessed for failing to take a step back from T-1 before engaging.



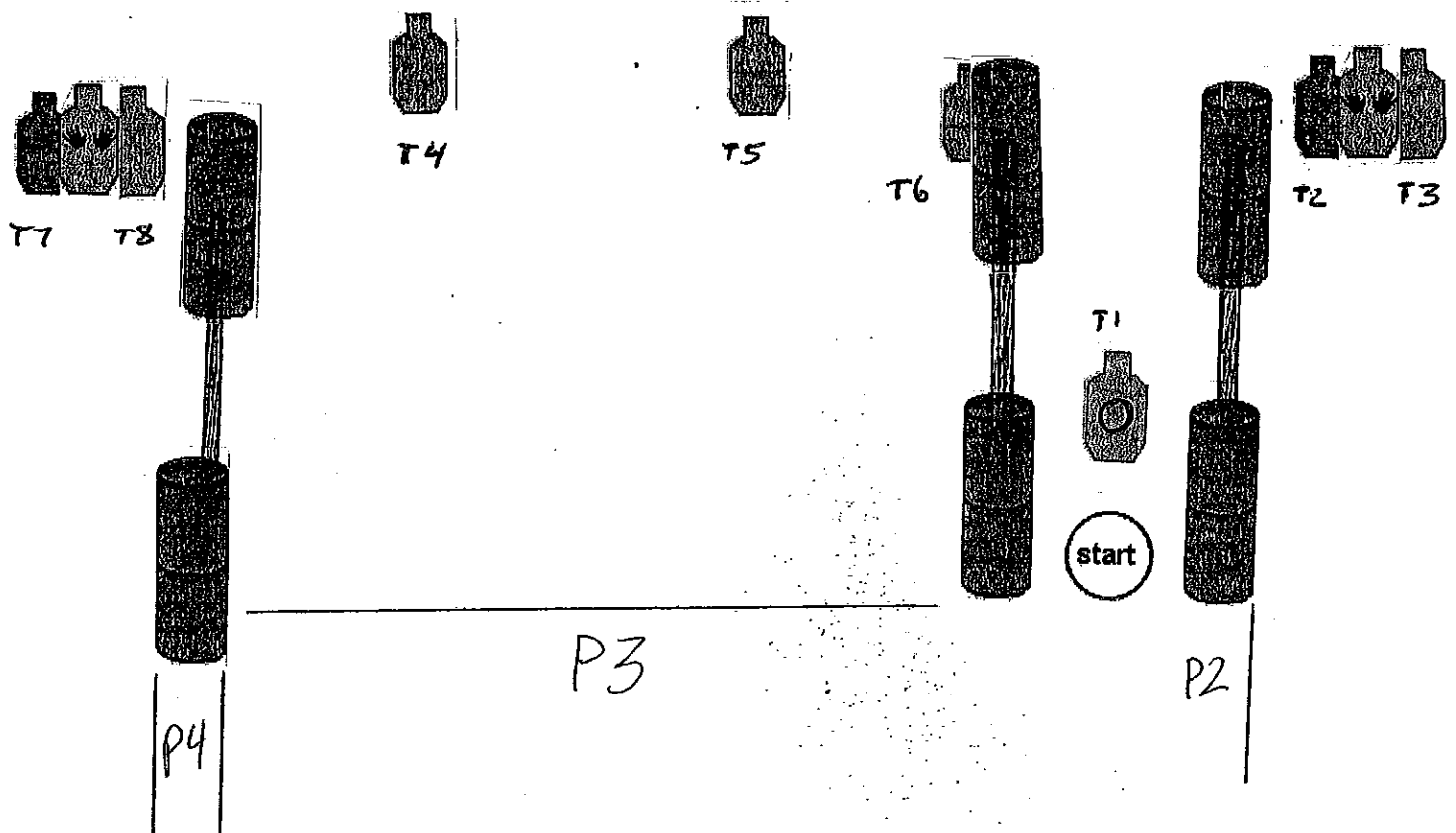
**STAGE 2**  
**"Home Under Attack"**  
Concealment Required- Unlimited Scoring  
Minimum 16 Rounds

**Premise:** There's a knock at your front door and when you go to answer it your confronted by multiple bad guys trying to do you and your family harm. Stop the bad guys before they hurt anyone.

**Start Position:** Standing in front of P-1. Gun loaded to division capacity, reloads on belt. Hands relaxed at sides.

**Procedure:** At the signal, draw and fire 2 rounds at T-1 from retention (elbow touching side). Then move to P-2 and engage targets T-2 and T-3 with 2 rounds each. Then, while moving to P-4, engage the "surprise targets" T-4 thru T-6 from the "free fire zone" P-3. Upon arriving at P-4 engage targets T-7 and T-8 with 2 rounds each.

Any legal IDPA reload as needed. Use the fault lines at P-2 and P-4 (as required). Scoring is best 2 rounds per target.



# 2016 PA State Championship

Stage #8 - A Day at the Park

Course Designer: Jeff Fletcher

**Scenario:** You are with your family for a long deserved picnic when bad guys move in to ruin it. Save the day!

**Start Position:** Handgun loaded to division capacity and holstered.

**Scoring:** Unlimited

**Targets:** 9 paper

**Scored hits:** Best 2 per paper

**Rounds:** 18

**Concealment:** Yes

**Muzzle Safe Points:** 180°

**Stage Procedure:** On the start signal, draw and engage T1-T9 with 2 rounds each.



# STAGE 4

## String 1

### 2016 PA State Championship

~~Stage 4~~ - Standards Stage

Course Designer: Jeff Fletcher

#### Scenario:

**Start Position:** Handgun loaded and holster to division capacity. Stating at P1, hands relaxed at sides.

**Stage Procedure:** On the start signal, engage T1-T3 with two round each strong hand only. Perform an IDPA legal reload and engage T1-T3 with two rounds each weak hand only. Perform another IDPA reload and engage each target with 1 head shot, freestyle.

**Scoring:** Limited


**Targets:** 3 paper

**Scored hits:** 4 body, 1 head on paper

**Rounds:** 15

**Concealment:** No

**Muzzle Safe Points:** 180°



P1

## STAGE 4

### String 2

### "Quick Draw"

Concealment Required-Unlimited Scoring

Minimum 1 round

**Premise:** The shoot out at the OK corral.

**Start Position:** Standing at P-1. Firearm loaded with one (1) round in the chamber, holstered and concealed with reloads on belt.

**Procedure:** At the signal, draw and fire at PP1. If PP1 drops, record the time. If PP1 does not drop, reload and keep firing until steel goes down. (Steel Must Fall)



PP1

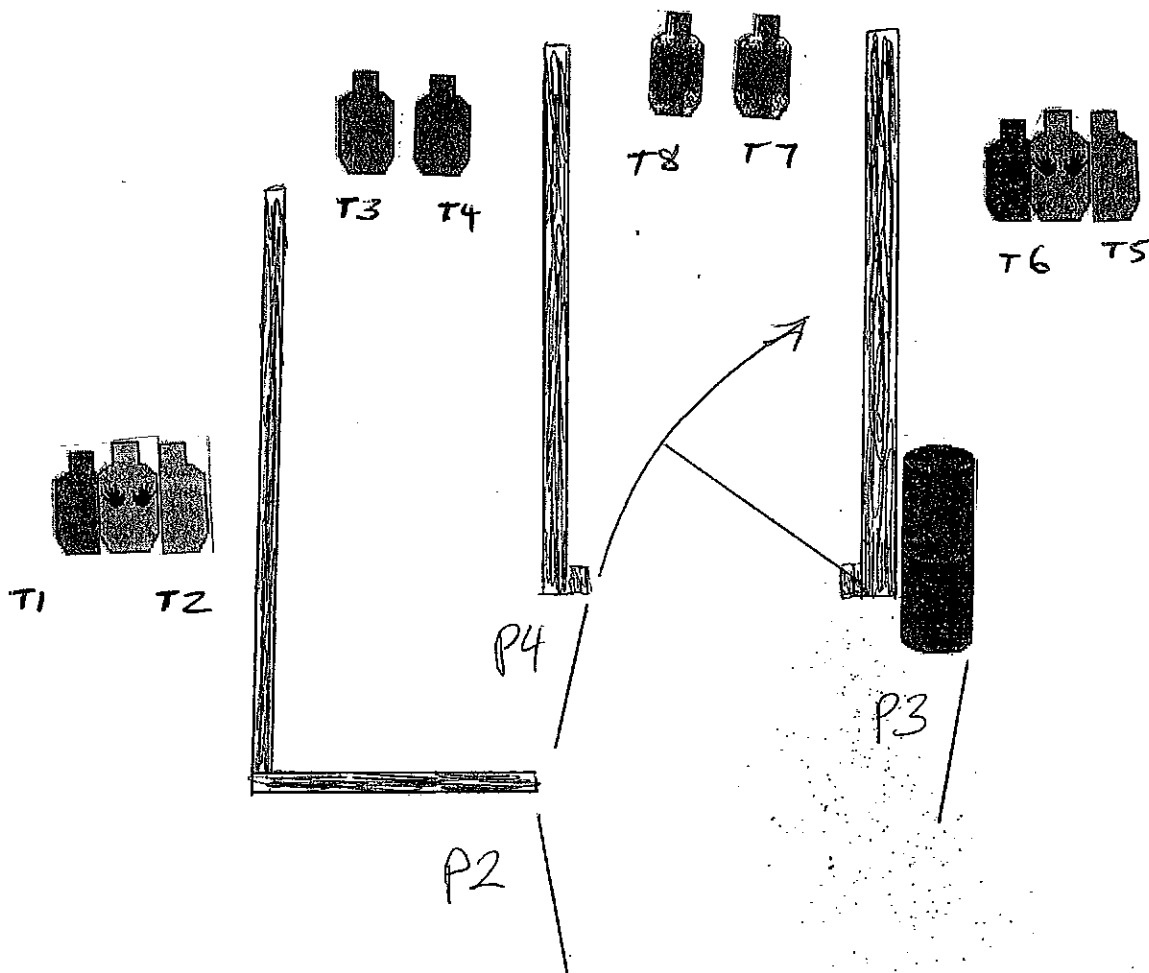


**STAGE 5**  
**"Attack at the warehouse"**  
**Concealment Required-Unlimited Scoring**  
**Minimum 16 rounds**

**Premise:** You arrive at work at the warehouse when you notice bad guys are robbing the place. Thwart the robbery and protect the valuable equipment inside.

**Start Position:** In the start box, hands relaxed at your sides, loaded to division capacity, holstered and concealed with reloads on belt.

**Procedure:** At the signal, draw and engage T-1 thru T-8 using the fault lines and cover barriers. T-1 and T-2 can be shot at "in the open" (no cover needed)  
Any IDPA legal reload can be used as necessary.



start

# Stage 6 "We'll Take That"

Concealment Required-Unlimited Scoring  
Minimum 6 Rounds

**Premise:** Your mowing your lawn when the local lawn mowing mafia want to take over by steeling your lawnmower at gun point and charge you to mow your lawn for you.

**Defend your property and yourself.**

**Start position:** At P1, Gun loaded to division capacity, Holstered and conceealed, Reloads on belt. Both hands on the mower handle (as if mowing the lawn).

**Procedure:** At the signal, Shooter will draw and shoot T-1 thru T-3 with Strong hand only, with 2 round each.

Any IDPA legal reload if necessary, Scoring is best 2 round per target.

---

